

MAP-21

1

Moving Ahead For Progress in the 21 Century

<https://tpr.fmcsa.dot.gov/>



WHAT IS MAP 21

2

Federal Transportation Reauthorization Bill

- Aimed At Helping FMCSA Mission Reduce Crashes, Injuries, And Fatalities Involving Large Trucks And Buses
- Improve CMV Safety By Raising The Bar To Enter Into The Industry
- Holding Drivers To The Highest Safety Standards
- Removing The Highest Risk Drivers From Operation

FEBRUARY 7 2022



FMCSA'S GOAL

3

Improve Highway Safety By Ensuring That Only Qualified Drivers Are Behind The Wheel Of CMV'S

ELDT Final Rule-Set A Federal Standard For Mandatory Training

ELDT – FMCSA Entry Level Driver Training (ELDT) Regulations Set The Baseline For Training Requirements For Entry-level Drivers

This Includes Those Applying To:

- Obtain A Class A Or Class B CDL For The First Time
- Upgrade An Existing Class B CDL To A Class A CDL
- Obtain A School Bus (S), Passenger (P), Or Hazardous Materials (H) Endorsement For The First Time

Training Provider Registry - Will Retain A Record Of Which CDL Applicants Have Completed The New Training And Certification Process Outlined In The Entry-Level Driver Training (ELDT) Regulations

WHO IS NOT REQUIRED

4

All Entry-Level Drivers Except:

Individuals Who Obtain A CLP For A Class A, Class B, Or A Passenger (P), School Bus (S), Or Hazardous Endorsement

BEFORE FEBRUARY 7 2022

Veterans With Military CMV Experience Who Meets All The Requirements And Conditions 383.77

Drivers Applying For A Removal Of A Restriction

380.603

<https://www.ecfr.gov/cgi-bin/retrieveECFR?gp=1&ty=HTML&h=L&mc=true&=PART49.5.383->

ENTRY LEVEL DRIVER TRAINING

5

93 Topics Consisting of (303) Practices in Total

Theory (Knowledge) Total 63 Theory

Behind The Wheel (BTW) Range And Public Total 30 BTW

E-CFR

Electronic Commercial Federal Regulations

<https://www.ecfr.gov/cgi-bin/retrieveECFR?gp=1&ty=HTML&h=L&mc=true&=PART&n=pt49.5.380->



ENTRY LEVEL DRIVER TRAINING

6

Before February 7 2022

380.501-380.513

(A) *Driver Qualification Requirements*


(B) *Hours Of Service Of Drivers*

(C) *Driver Wellness*

(D) *Whistleblower Protection*

After February 7 2022

380.600-380.609



TRAINING PROVIDER REGISTRY

7

Beginning February 7, 2022, Entities That Intend To Provide Entry-Level Driver Training For Commercial Drivers Must Be Registered And Listed On FMCSA'S Training Provider Registry

Registry Will Connect Entry Level Drivers With Training Providers Who Can Equip Them With Knowledge To Safely Operate CMVS

Will Improve Highway Safety By Supporting FMCSA'S Goal Of Ensuring That Only Qualified Drivers Are Behind The Wheel Of CMV'S

Only Training Providers Listed On The Training Provider Registry Can Certify That A Driver Has Successfully Completed The Required Entry Level Driver Training

<https://tpr.fmcsa.dot.gov/>

TRAINING PROVIDER

8

Facilities Meet The Criteria 380.709

Vehicles Meet The Criteria 380.711

Driver Training Instructors Meet The Criteria 380.713

Curriculum Meet The Applicable Criteria

Licensed, Certified, Registered, Or Authorized To Provide Training In Accordance With The Applicable Laws And Regulations Of Any State Where In-person Training Is Conducted

Allow FMCSA Or Its Authorized Representative To Audit Or Investigate Training Provider's Operations To Ensure That The Provider Meets The Criteria

<https://tpr.fmcsa.dot.gov/>

380.703



TRAINING PROVIDER REGISTRY

Eligible For Continued Listing On The TPR

Requirements Of 380.703

Biennially Update Information

Report To FMCSA Changes To Key Information, Within 30 Days

Key Information Is Defined As Training Provider Name, Address, Phone Number, Type(s) Of Training Offered, Training Provider Status, And, If Applicable, Any Change In State Licensure, Certification, Or Accreditation Status

Requirements 380.719

Removal 380.721 380.723

Changes Must Be Reported By Electronically Transmitting An Updated Entry-Level Driver Training Provider Registry

Maintain Documentation Of State Licensure, Registration, Or Certification Verifying That The Provider Is Authorized To Provide Training In That State

Allow An Audit Or Investigation Of The Training Provider To Be Completed By FMCSA Or Its Authorized Representative, If Requested

Ensure That All Required Documentation Will Be Available To FMCSA Or Its Authorized Representative, Upon Request. The Provider Must Submit This Documentation Within 48 Hours Of The Request **Records 380.725**

INSTRUCTOR REQUIREMENTS THEORY/BTW

10

Holds A CDL Of The Same (Or Higher) Class/Endorsements Necessary To Operate The CMV For Which Training Is To be Provided

2 Years Of Experience Driving A CMV Requiring A CDL Same Class/Endorsements

Meets All State Qualification Requirements For CMV Instructors

Has At Least 2 Years Of Experience As A BTW CMV Instructor And Meets All State Qualification Requirements

<https://www.ecfr.gov/cgi-bin/retrieveECFR?gp=1&ty=HTML&h=L&mc=true&=PART&n=pt49.5.383->

Definitions 380.605

Instructor Requirements 380.713



EXCEPTIONS FOR INSTRUCTOR

11

Instructors For Theory/Or Btw On Range Only

Theory/BTW Instructors Who Provides Training Solely For Theory Or On Range Which Is Not A Public Road

Are Not Required To Hold A CDL Of The Same (Or Higher) And Endorsements Necessary To Operate The CMV For Which Training Is To Be Provided

As Long As The Instructor Previously Held A CDL Of The Same Or Higher And Complies With The Other Requirements

State Required Certifications

STATE SUPERSEDES (School Bus)

Not Applicable In Pennsylvania

[380.605](tel:380.605)

[380.713](tel:380.713)



NO INSTRUCTION ALLOWED

12

If An Instructor's CDL Has Been Cancelled, Suspended, Or Revoked Due To Any Of The Disqualifying Offensives **383.51**

The Instructor Is Prohibited From Engaging In Theory/Behind The Wheel Instruction For 2 Years Following The Date His Or Her CDL Is Reinstated

380.605



ENTRY-LEVEL DRIVER TRAINING

13

Theory Instruction

- Knowledge Instruction On The Operation Of A CMV And Related Matters Provided By A Theory Instructor
- Lectures, Demonstrations, Audio-visual Presentations, Computer-based Instruction, Driving Simulation Devices, Online Training, Or Similar Means.
- Training Providers Must Use Written Assessments To Determine Driver-trainees' Proficiency In The Knowledge Objectives In The Theory Portion.
- Driver-trainee Must Have An Overall Minimum Score Of 80 Percent On Knowledge Of The Theory Portion. (Training Providers Tests)

380.605

380.715



E.L.D.T BTW RANGE

14

Behind-the-Wheel (BTW) Range

Area That Must Be Free Of Obstructions, Enables The Driver To Maneuver Safely And Free From Interference From Other Vehicles And Hazards, And Has Adequate Sight Lines

When An Entry-level Driver Has Actual Control Of The CMV
Does Not Include Time An Entry-Level Driver Spends Observing
The Operation Of A CMV

380.605




E.L.D.T BTW PUBLIC ROAD

15

Behind-the-wheel (BTW) Public Road Training Training Provided By A BTW Instructor

When An Entry-Level Driver Has Actual Control Of The
CMV During A Driving Lesson Conducted On A Public
Road

380.605



BEHIND THE WHEEL-RANGE TRAINING

16

Behind-The-Wheel (BTW) Range Training Provided
By A BTW Instructor When An Entry-Level Driver Has Actual
Control Of The Power Unit During A Driving Lesson
Conducted On A Range **Pub 223 Section 11**

380.605

11.2.1 – Straight Line Backing

You may be asked to back your vehicle in a straight line between two rows of cones without touching or crossing over the exercise boundaries. (See Figure 11.1.)

11.2.2 – Offset Back/Right

You may be asked to back into a space that is to the right rear of your vehicle. You will drive straight forward to the outer boundary. From that position you must back the vehicle into the opposite lane until the front of your vehicle has passed the first set of cones without striking cones or crossing boundary lines. (See Figure 11.2)

11.2.3 – Offset Back/Left

You may be asked to back into a space that is to the left rear of your vehicle. You will drive straight forward to the outer boundary. From that position, you must back the vehicle into the opposite lane until the front of your vehicle has passed the first set of cones without striking cones or crossing boundary lines. (See Figure 11.3)

11.2.4 – Parallel Park (Driver Side)

You may be asked to park in a parallel parking space that is on your left. You are to drive past the entrance to the parallel parking space with your vehicle parallel to the parking area, and back into the space without crossing front, side or rear boundaries marked by cones. You are required to position your entire vehicle completely into the space. (See Figure 11.4)

11.2.5 – Parallel Park (Conventional)

You may be asked to park in a parallel parking space that is on your right. You are to drive past the entrance to the parallel parking space with your vehicle parallel to the parking area, and back into the space without crossing front, side or rear boundaries marked by cones. You are required to position your entire vehicle completely into the space. (See Figure 11.5)

11.2.6 – Alley Dock

You may be asked to sight-side back your vehicle into an alley. You will drive past the alley and position your vehicle parallel to the outer boundary. From that position, back into the alley bringing the rear of your vehicle within three feet of the rear of the alley without touching boundary lines or cones. Your vehicle must be straight within the alley/lane when you have completed the maneuver. (See Figure 11.6.)

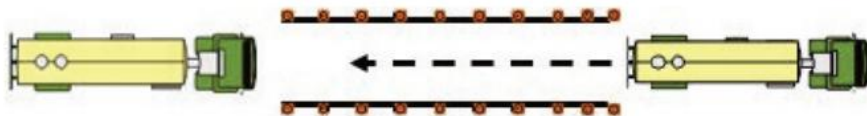


FIGURE 11.2: OFFSET BACK/RIGHT

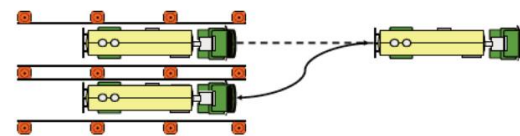


FIGURE 11.3: OFFSET BACK/LEFT

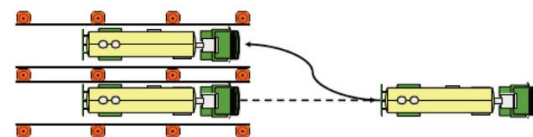


FIGURE 11.4: PARALLEL PARK (DRIVER SIDE)

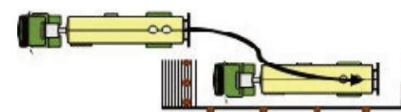


FIGURE 11.5: PARALLEL PARK (CONVENTIONAL)

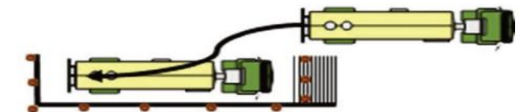
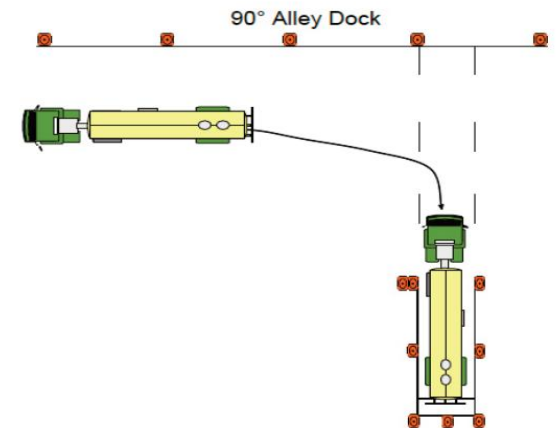


FIGURE 11.6: ALLEY DOCK



ENTRY-LEVEL DRIVER TRAINING

17

BTW Range/Public Training

Separate Training Providers May Deliver The Theory And BTW Portions Of The Training, But Both Portions (Range And Public Road) Of The BTW Training Must Be Delivered By The Same Training Provider

Hours Completed BTW Must Be Provided

380.605



PROCESS FOR ENTRY LEVEL DRIVER

18

- Applicant Applies
- Physical/Background Clearances
- School Bus Classroom/Theory
 - DL-714 = ELDT Theory
- Permit Application=Knowledge Authorization Card
- CDL Knowledge Tests Passed= Permit Obtained
- BTW One on One Range/Public
 - DL-714 = ELDT Behind The Wheel
- Certify Applicant in Training Provider Registry
- Written Assessments 80% Or Higher
- Instructor Certifies Proficiency In BTW Range and Public
- Certificate of Completion Sent Electronically to FMCSA Within (48) Hours
- FMCSA Sends Data Electronically to SDLA
- SDLA Retrieves The Data Which Certifies Driver Completed ELDT Training
- Applicant Scheduled For CDL Skills Test



HOW TO PREPARE

19

REVIEW YOUR TRAINING PROGRAM

- Is It ELDT Compliant?
- Develop A Plan To Fill In The Gaps Of Missing Required Training
- Educate Your Instructors/Trainers
- Training Provider Needs To Develop A Filing System To Keep Detailed Records Of Trainees, Training And Instructors



TRACKING TRAINING HOURS/RECORDS

All Training Hours BTW/Must Be Tracked

DL-714 A Form To Track Training Hours For STATE Requirements SBD

Training Providers Must Make Own Form To Track Training Hours For FEDERAL Requirements ELDT

Keep Training Documentation/Records On File For Minimum 3 Years

One Year After Driver Leaving Or Termination Of Employment

CLASSROOM TRAINING * NEW DRIVER CERTIFICATION REQUIRES A MINIMUM OF 14 HOURS
* RE-CERTIFICATION REQUIRES A MINIMUM OF 7 HOURS

TOPICS: (All Topics Must Be Covered)

<input type="checkbox"/> Introduction and Pretest	<input type="checkbox"/> Fundamentals of Driving a School Bus
<input type="checkbox"/> SBD: Role, Responsibilities and Requirements	<input type="checkbox"/> Crash and Emergency Procedures
<input type="checkbox"/> Student Management and Discipline	<input type="checkbox"/> Student Emergencies
<input type="checkbox"/> Student Loading and Unloading	<input type="checkbox"/> Parked Bus
<input type="checkbox"/> Transportation of Students with Disabilities	<input type="checkbox"/> Commercial Driver License
<input type="checkbox"/> Preventative Maintenance	<input type="checkbox"/> Summary and Post-Test
<input type="checkbox"/> Safe Driving	

TRAINING DATE	INSTRUCTOR NUMBER	TRAINING START TIME	TRAINING END TIME	BREAK TIME (List all Break Times)	TOTAL CLASSROOM HOURS PER DATE

If more than one instructor taught this course, please list names and instructor numbers for all additional instructors involved in this training session:
 Name: _____ Instructor #: _____ Name: _____ Instructor #: _____
 Name: _____ Instructor #: _____ Name: _____ Instructor #: _____

I Attest That I Have Completed _____ Hours of Classroom Training.

ONE-ON-ONE IN-BUS TRAINING ALL TOPICS MUST BE COVERED!
* NEW DRIVER CERTIFICATION REQUIRES A MINIMUM OF 6 HOURS
* RE-CERTIFICATION REQUIRES A MINIMUM OF 3 HOURS

TOPICS: (All Topics Must Be Covered)

<input type="checkbox"/> Pre-Trip Inspection Procedures	<input type="checkbox"/> Using Escape Ramps/Routes	<input type="checkbox"/> Railroad Crossing
<input type="checkbox"/> On Road Checks	<input type="checkbox"/> Speed and Traffic Flow	<input type="checkbox"/> circle one: Actual or Simulated
<input type="checkbox"/> Entering the Flow of Traffic	<input type="checkbox"/> Safety Equipment Checks	<input type="checkbox"/> Student Loading/Unloading
<input type="checkbox"/> Intersections	<input type="checkbox"/> Shifting Gears	<input type="checkbox"/> circle one: Actual or Simulated
<input type="checkbox"/> Changing Lanes	<input type="checkbox"/> Steering and Turning	<input type="checkbox"/> Environmental Conditions
<input type="checkbox"/> Being Overtaken and Passed	<input type="checkbox"/> Backing	<input type="checkbox"/> Crash and Emergency Procedures
<input type="checkbox"/> Overtaking and Passing	<input type="checkbox"/> Making a Turn-Around	<input type="checkbox"/> Post-Trip Inspection Procedures
<input type="checkbox"/> Downgrades	<input type="checkbox"/> Stopping	
<input type="checkbox"/> Proper Braking	<input type="checkbox"/> Checking Overhead Clearance	

TRAINING DATE	INSTRUCTOR NUMBER	TRAINING START TIME	TRAINING END TIME	BREAK TIME (List all Break Times)	TOTAL IN-BUS HOURS PER DATE

If more than one instructor taught this course, please list names and instructor numbers for all additional instructors involved in this training session:
 Name: _____ Instructor #: _____ Name: _____ Instructor #: _____
 Name: _____ Instructor #: _____ Name: _____ Instructor #: _____

COMMENTS: _____

I Attest That I Have Completed _____ Hours of In-Bus Training.

TRAINING CERTIFICATION/NOTIFICATION

21

E.L.D.T Completion

Driver Has Completed Required Theory With A Passing Rate Of 80% On Final Exam

Driver Has Completed BTW Range and Public

TPR Must Certify ELDT Has Been Provided To Driver

- Provider Must, By Midnight Of The Second Business Day After The Driver-Trainee Completes The Training
- Electronically Transmit Training Certification Information To FMCSA Through The TPR Web Site
- FMCSA Notifies The SDLA At Completion Of Training

380.717

CERTIFICATE OF COMPLETION

22

Driver-Trainee Completes E.L.D.T Training

- TPR Electronically Transmit Training Certification
- Driver-Trainee Name, Number Of Driver's License/Commercial Learner's Permit/Commercial Driver's License, As Applicable, And State Of Licensure
- Commercial Driver's License Class And/or Endorsement And Type Of Training (Theory And/or BTW) The Driver-Trainee Completed
- Total Number Of Clock Hours The Driver-Trainee Spent To Complete BTW Training, As Applicable;
- Name Of The Training Provider And Its Unique TPR Identification Number
- Date(s) Of Successful Training Completion

380.717

DOCUMENTATION AND RECORD RETENTION

24

Training Provider Documentation

- Self-certifications By All Accepted Applicants For Behind-the-wheel (BTW) Training Attesting That They Will Comply With DOT Regulations In Parts 40, 382, 383 And 391, As Well As State And /Or Local Laws, Related To Alcohol And Controlled Substances Testing, Age, Medical Certification, Licensing, And Driver Records, As Required In 380.707(a).
- A Copy Of The Driver-trainee's Commercial Learner's Permit(s) Or Commercial Driver's License, As Applicable.
- Instructor Qualification Documentation Indicating Driving And/or Training Experience, As Applicable, For Each Instructor And Copies Of Commercial Driver's Licenses And Applicable Endorsements Held By BTW Instructors Or Theory Instructors, As Applicable.
- The Training Provider Registration Unique TPR Identification Number
- The Lesson Plans For Theory And BTW (Range And Public Road) Training Curricula, As Applicable.
- Records Of Individual Entry-Level-Driver Training Assessments
(Training Theory Tests 80%, BTW Hours Training Tracker)

380.725

<https://www.ecfr.gov/cgi-bin/retrieveECFR?gp=1&ty=HTML&h=L&mc=true&=PART&n=pt49.5.380->

DRIVER ASSESSMENTS

25

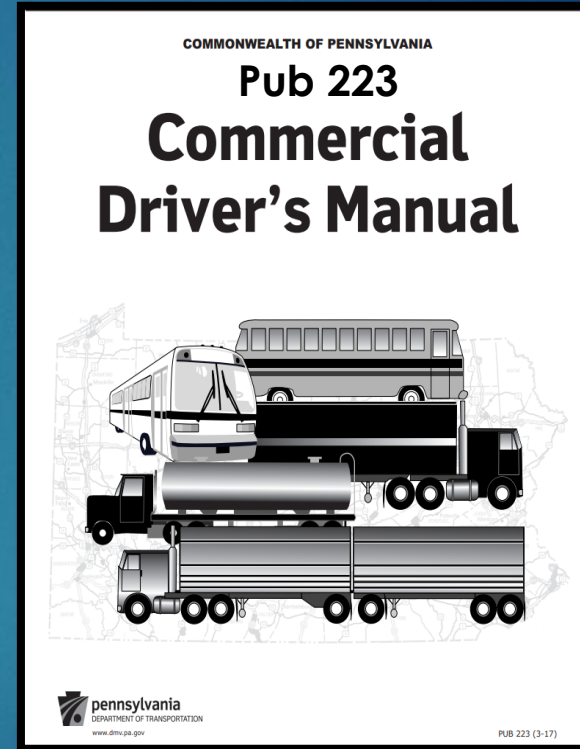
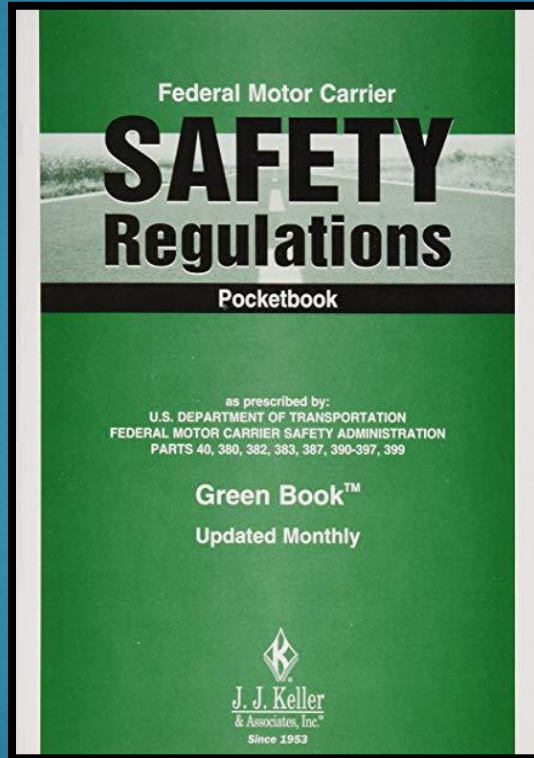

Assessments

- Training Providers Must Use Written Assessments To Determine Driver-trainees' Proficiency In The Knowledge Objectives In The Theory Portion Of Each Unit Of Instruction. The Driver-Trainee Must Receive An Overall Minimum Score Of 80 Percent On The Theory Assessment As Applicable
- Training Instructors Must Evaluate And Document A Driver-Trainee's Proficiency In BTW Skills As Applicable

380.715

DOCUMENTATION LESSON PLAN

26



Pa Title 67 – Chapter 71. School Bus Drivers

Pa Title 67 – Chapter 171. School Buses and School Vehicles

Pa Vehicle Code (Title 75)

RESOURCES

<http://www.dmv.pa.gov>

<http://www.fmcsa.dot.gov>

<https://tpr.fmcsa.dot.gov/>

<https://www.ecfr.gov/cgi-bin/retrieveECFR?gp=1&ty=HTML&h=L&mc=true&=PART&n=pt49.5.380->

School Bus Driver Training Program Administrative Procedures
Commonwealth of Pennsylvania – Commercial Driver’s Manual – Pub 223
Pennsylvania School Bus Driver’s Manual – Pub 117
Pa Title 67 – Chapter 71. School Bus Drivers
Pa Title 67 – Chapter 171. School Buses and School Vehicles
Pa Vehicle Code (Title 75)

THANK YOU FOR YOUR TIME

28

